



GENERAL MEETING
INLAND EMPIRE FLY FISHING CLUB
Spokane Airport Ramada Inn
March 11, 2025
Wet Fly Hour: 5:30 p.m.
Dinner: 6:30 p.m. Dinner cost \$35.00

Editors: Lee Funkhouser and Guy Gregory

MARCH PROGRAM Chip O'Brien and Pat Stuart

PRESIDENT'S MESSAGE By Guy Gregory

It's been a great start to the year, and despite the ice on the usual March 1 lakes locally, spring is shaping up to be a good time to get out.

Our February has been quite a month. **Rich Landers** program was surely one to remember. His images made us all cry, laugh, or just wonder at the people and places to which angling and the outdoors leads us.

Our hastily arranged partnership with Spokane Fly Fishers which brought Phil Rowley to Spokane for two days of post-graduate still -fishing training was another indication that a little effort produces big results for our community.

And now it's March. There's lots to do the rest of the year. The Big Horn Show is coming soon and volunteers can help share our club with others. Also, each of our committees could use some volunteers to help plan programs, find and work on conservation projects, and advance ideas to build and broaden our membership. For you, any of those things are an opportunity to make more friends!

And those new friends want to fish and have fun! Everyone seems to be planning trips, and winter projects are coming to completion so it's getting time to grab that rod and go. Everyone should have our April One-Fly Fish-out on their calendar, it's a very good time. Other club events are being planned, so keep your eyes open for emails from the club between meetings.

And keep May 10 on your calendar for Kid's Fishing, the feel-good event of the year. This is one of the best things the club does for the community, and it's also one of the best things you can do for yourself. **Skip and Bryan** will be calling for volunteers, and your investment of a little time will come back to you manifold. C'mon out, nobody wants to golf on the weekend, and you can mow your lawn tomorrow.

"Doing it Pat's Way, Fishing Bottom to Top"

Pat Stuart and Chip O'Brien will have a conversation (including photos) about Pat's innovative approach to area stillwater fisheries. Pat isn't exactly a Luddite, but he came up with his own, undeniably effective approach to stillwaters without the benefit of YouTube videos, Google or think they know-it-all fly shop personnel. He hypothesized where the fish must be and what they might be feeding on, and then went to work. Using conventional fly fishing tackle in an unconventional way, Pat developed his own original method that flies in the face of accepted techniques. The program will include background, equipment, Pat's original fly patterns, technique and Pat's take on various local stillwaters. Keep an open mind and you may just end up catching as many fish as Pat.



Pat Stuart, a local Spokane boy, has been fly fishing for 59 years. Now retired, Pat has worked in transportation, archery, and, at one time in a fly fishing shop. **Chip O'Brien** is a retired teacher who went back to work in the fly shop at North 40 Outfitters. He is a former fly fishing guide and, to this day, a prolific writer.

(Presidents Message continued)

Dugan and I will be out there checking ice levels in the Lake Creek drainage soon, and look for us down toward Othello, hoping for an ice-free lake in which to toss a bugger or nymph. The things we do until the locals break up and the North Fork runoff slows down.

I'll see you at the March meeting,

Guy Gregory

CONSERVATION COMMITTEE

By Jerry McBride

Here is what is planned and approved by the IEFEC Board of Directors for conservation in 2025. Friends of the River Coalition has been added to our grants this year. They are a very active and determined organization dedicated to the North Fork of the Coeur d'Alene River. This is an opportunity to give back for all the wonderful days our members have spent fishing the river.

Grants

Lands Council –\$150. The mission of the Lands Council is to preserve and revitalize Inland Northwest forests, water, and wildlife through advocacy, education, effective action, and community engagement. Their efforts directly affect the quality of fishing that we enjoy. Past and present efforts include the drainages of the North Fork of the Coeur d'Alene and the St. Joe, both of which many of our members fish.

Friends of the Little Pend Oreille –\$150. Friends of the LPO advocate for the Little Pend Oreille Wildlife Refuge. Most of their efforts have been directed at trails and wildlife. By making a contribution our club can have a seat at the table and hopefully get some effort directed towards enhancing the fishing opportunities on the LPO.

Spokane River Keeper –\$150. The Spokane River Keeper advocates for the Spokane River. Their efforts on behalf the Spokane River directly affect the quality of the fishery in the Spokane River.

Friends of the River Coalition (FORC) -\$150. FORC Mission Statement: We are a small nonprofit established in 2020 to work on growth issues on the North Fork of the Coeur d'Alene River. We are cleaning up the river corridor from dangerous debris and trash. Working to create an infrastructure to contain trash, offer parking, drift boat, canoe, kayak and floating launches, as well as restrooms, etc. Along with Agency support and Enforcement. Ultimately, we want to see Fees Established for a Day, Week, or Season Pass. That way we can insure the future is brighter for all of us who love this river. Please join us.

Projects

Renew boat launch gravel at Amber Lake. This will be a joint project with the Spokane Fly Fishers. Breakfast at the Geiger Denny's will be provided to the volunteers. Each club is going to furnish four members to do the work and \$450 to cover the cost of the project. Members **Doug Brossoit, Jeff Pope, Phil Beck and Jerry McBride** will make up the IEFEC team for the project. The project is planned for April 16, 2025. **Jerry McBride** will be overseeing this project.

Fin Clipping at WDFW Spokane Hatchery – No cost to IEFEC. It is usually scheduled for the third week in September. The fin clipping is done over two days by a number of different organizations and the IEFEC commits to provide

five volunteers each day. WDFW provides lunch. **Doug Brossoit** will be overseeing this project.

Bayley Lake Spawning Channel Cleanup and Gravel Renewal. \$225 for breakfast for 10 volunteers. This project is usually scheduled for the second week of October on a Saturday. **Jerry McBride** will be overseeing this project.

Total Grants and Projects-----\$1275

We will let IEFEC members know what the schedules are for fin clipping and the spawning channel cleanup when they are firmed up and ask for volunteers.

Inland Empire Fly Fishing Club—Spokane, Washington

WSCFFI FLY CASTING & TYING FAIR

April 27th, 2025

FFI's Washington State Council is expanding their spring Puget Sound event! It's now the Washington FFI Fly Casting and Tying Fair and it's moving to Issaquah at Pickering Barn, a city park and event space just off I-90 at the 17th Ave. exit. Both the lawns and indoor tying space at Pickering are larger than Ballinger Park north of Seattle where we have held our past three Casting Fairs. The new location is more central for FFI members south, east and north of Seattle.

Tying director Sam Matalone also will be reaching out to Washington fly tiers to fill the spacious barn at the park. It's much larger than the space at Ballinger Park. With a name like Pickering Barn, of course the place has a barn, but the cows are long gone. It's a swell venue for tiers and Sam has also invited the Seattle Atlantic Salmon Fly Tying Guild to join us for the day. Details will be out in spring, but you can expect a tying theater and demos by some of the best tiers in the Pacific Northwest.

The event will be held from 9 AM to 4 PM on Sunday, April 27, 2025. More details are available at WSCFFI.ORG.



Club Calendar

Date	Event	Location	Contact/Time
3/1/2025	Opening of Early Lakes	Amber, Medical, Coffeepot	
3/4/2025	Fly Tying—North Side	Field House Pizza	6PM
3/11/2025	IEFFC Monthly Meeting	Spokane Airport Ramada	
3/13/2025	IEFFC Board Meeting	Spokane Valley Library	Guy Gregory/6PM
3/18/2025	Fly Tying—Spokane Valley	YAYA Brewery	6PM
3/20-23/2025	Big Horn Show	Spokane Fairgrounds	Bryan Harman
4/8/2025	IEFFC Monthly Meeting	Spokane Airport Ramada	
4/10/2025	IEFFC Board Meeting	Spokane Valley Library	Guy Gregory/6PM
4/26/2025	One Fly Outing	Amber Lake	Bob Johnson
4/26/2025	Lowland Lake Opening Day	Numerous/Check WDFW Site	
5/9-10/2025	Kid's Fishing	Clear Lake	Bryan Harman
5/13/2025	IEFFC Monthly Meeting	Spokane Airport Ramada	
5/15/2025	IEFFC Board Meeting	Spokane Valley Library	Guy Gregory/6PM
5/17/2025	Coffee Pot Lake Outing	Coffee Pot Lake	Pat Stuart
7/26/2025	Presidents Retreat	Devil's Elbow Campground	Guy Gregory

Inland Empire Fly Fishing Club—Spokane, Washington

VALENTINES DAY MEETING

Our annual Valentine's Day Meeting was held on February 11th and we had a huge turnout for the festivities. The event included a raffle, dinner, short meeting and a spectacular presentation by former Spokesman-Review Outdoor Editor and long time IEFFC member **Rich Landers**.

The event started with a social hour that featured an opportunity to look at the raffle items. Dinner followed, during which IEFFC President **Guy Gregory** conducted a short meeting, including an introduction of our numerous guests.

Following dinner, **Rich Landers** took us on a walk down memory lane, which included outstanding photography, amazing stories, and guest appearances by many former and current Inland Empire Fly Fishing Club members. The presentation made the entire event unforgettable.

A special thanks to **Phil and Stephany Beck** for organizing the event.



Jane and Jeff Pope



Shawn and Sharon Denny
Jim and Gretchen McDevitt



Jeff Butler
Mark and Renee Meyocks



Phil and Stephany Beck



Skip and Holly Cavanaugh
Norine Gregory



Rob and Stephenie Stephens
Stephen Aspinwall

Inland Empire Fly Fishing Club—Spokane, Washington

HUMMINBIRD FISHFINDER

By Jerry McBride

I recently got out my manual for the Fishin' Buddy series of fish finders made by Humminbird and here is a little information that might be helpful to you. As you may be aware, the Fishin' Buddy is not made anymore.

If you want one you will have to buy a used one. Jeff Pope just bought a 140c on the internet and it was reasonably priced and it works. To me, the sidefinder is most important for fly fishing unless you are intending to dangle. Then downlooking is the most important feature.

110 Fishin' Buddy – Downlooking Sonar

120 Fishin' Buddy – Downlooking and SideFinding Sonar

130 Fishin' Buddy – Downlooking and SideFinding Sonar

140c Fishin' Buddy- Downlooking and SideFinding Sonar with color screen

The downlooking sonar sensor has a 34 degree cone. The sidefinding sonar sensor has a 10 degree cone.

For 10' water depth the downlooking sonar has a sensing diameter of approximately 6'. If you are in 20' of water double that to a 12' sensing diameter.

For the sidefinding sensor 10' out horizontally has a sensing diameter of approximately 1.75'. So 20' horizontally would give you a 3.5' sensing diameter.


With the fairly small sensing diameter of the sidefinder, if you are seeing a lot of fish on the sidefinder part of the screen, **there are a lot of fish out there**. That is good. All you have to do now, is figure out how to catch them.

TYING EURO NYMPHS

March Meeting Give Away

Past IEFFC speaker Tim Cammisa has sent us an autographed copy of his new book "Tying Euro Nymphs and Other Competition Favorites" **The book will be available to see at the upcoming March meeting and will be part of the dinner ticket raffle at the conclusion of the March Program.**

The book focuses on teaching the most popular nymph patterns and also features insights from more than 30 of the top anglers and fly tyers in the world. We had Tim as a remote speaker during Covid and our hope is to bring him into Spokane sometime in the future.



Inland Empire Fly Fishing Club—Spokane, Washington

PAST PRESIDENT GIFT

By Lee Funkhouser

Past President **Bob Johnson** is going through withdrawals. Having completed his journey through the chairs, including three years as treasurer, he is finally a free man.

Bob started his journey when a need developed in the office of Secretary for a one year term. The next move used to be a one year term as Treasurer, but the club made the decision to change the term to three years to get better consistency in that important position. Bob could have easily walked away following the three year term, but he continued on to Vice President in 2023 and President in 2024. We applaud his perseverance and appreciate the job that he has done.

Bob's dedication is one of the reasons that the Inland Empire Fly Fishing Club has rebounded so well from the Covid years, and President Guy Gregory presented an engraved fly box from Bitterroot Nets, containing flies tied by a number of club members. Hopefully Bob can use these flies to help him through this period of recovery.

Thank you, Bob, for all of your hard work.



President Guy Gregory and Past President Bob Johnson

THE POACHER AND THE SERGEANT AT ARMS

Teamwork is an important part of any organization and the Poacher/Sergeant at Arms duo is a great example of IEFFC teamwork. We have had many Poachers, but what is often overlooked is the assistance given to each of them by Sergeant at Arms **Floyd Holmes**.

Our club has been blessed in recent years by the wit and wisdom of the likes of **Pat Kendall, Jon Allan, Mark Pinch, Hugh Evans, Hubert Langenhorst, Tom Stralser, Bryan Harman, and Mark Meyocks**. These gentlemen have provided us with hours of enjoyment and through the past 15 years the man standing next to them has been Floyd.

His collection of the poaching fines has been done with grace and compassion for the poor souls being fined. He performs his duties in a quiet and professional manner, following the expressed wishes of each of the poachers with which he has served.

Floyd, we appreciate the fine job you are doing.



Poacher Mark Meyocks with Floyd Holmes

PHIL ROWLEY VISIT

Our friend, Phil Rowley, was able to make a stop in Spokane in between two of the many Fly Fishing Shows he appears at every year. Much of the credit needs to be given to the Spokane Fly Fishers and we were able to help with some of the finances and organization.

Phil was able to provide us with two excellent fly tying clinics and a two part lecture consisting of equipment and tactics. Both were impressive and well received.

Phil has visited our club many times over the years and some of us bump into him in May when we visit Corbett Lake. He is full of knowledge and always ready to share new flies and new tactics.



The clinics were provided free of charge to anyone interested and both Spokane Fly Fishers and the Inland Empire Fly Fishing Club should be applauded for providing the Spokane area fly fishers with this great opportunity to sharpen their skills.

FLY TYING NIGHTS CONTINUE IN MARCH

Fly tying is continuing through March for 2025.

We now have two locations. The first Tuesday of March will find us up at Fieldhouse Pizza at 4423 W. Wellesley Ave, across the street from Veterans Hospital. Show up at 6 and bring your vise.

We will be having the Valley sessions at YAYA Brewery located at 11712 E. Montgomery Drive. That session will be on the third Tuesday of March and it will also start at 6PM.



Currently the plan is to stop the sessions after March and resume next October.

These informal sessions are a great time to learn some new patterns and fill your fly box with flies for the Spring and Summer fishing seasons.

Both locations offer food and tying is not required. If you want to observe, come on by.



Inland Empire Fly Fishing Club—Spokane, Washington

BALANCED SPARKLE BUGGER

By Jerry McBride

I started tying this pattern as a wooly bugger about 40 years ago and fished it suspended under an indicator.

At that time both the White Elephant and General Store here in Spokane sold fly tying materials. A packet of chenille labeled Peacock Glimmer caught my eye at the Elephant. It was like Cactus Chenille with a mix of peacock and black mylar pieces. I bought a packet and tied up some wooly buggers. Next time I was at Fourth of July Lake I tried the fly and was quite pleased with the number of fish I caught on it.

In those days my dad was my fishing partner and most of the time we went with friends Ron Pantzar and Bob Sleizer who were fishing partners. Ron was having a very good day and at some point we compared flies. Turns out Ron had also bought some Peacock Glimmer and tied up some wooly buggers with it. We had a good laugh about our choosing the same material.

Ron was a fish counter. One day at Fourth of July he said he caught 70 fish on the Peacock Glimmer. I didn't count, but I was pretty well keeping pace with Ron so I probably caught about 70 also.

In 2003 I started tying the Peacock Glimmer in a balanced form and have fished it that way ever since. It has done well for me in many different places. The Peacock Glimmer is my go-to fly at Rufus Woods, both Nespelem Bay and at the upper net pen. It remains one of my best flies at Fourth of July. Unfortunately I haven't been able to fish Fourth of July for the past two years due to low water.

Peacock Glimmer chenille is no longer available. I have not been able to find it anywhere. My longtime friend Ron passed away last October and his wife gave me a small packet of Peacock Glimmer that he had in his tying materials. I am using it very sparingly.

I am now tying the pattern with straight peacock cactus chenille and call it a Balanced Sparklebugger. Preliminary results are encouraging.

The fly is the featured fly of the month. The instructions are provided and additional information can be obtained by going on line for Youtube videos by Phil Rowley, John Kent, Charlie Craven and Tim Flagler



Inland Empire Fly Fishing Club—Spokane, Washington

FLY OF THE MONTH

Balanced Sparklebugger

March 2025

Jerry McBride

Jerry provides an introduction to how this fly came into being on the previous page. Many club members have tied this fly and have had great success with it. It is mainly a lake fly, but some of us have even fished it on rivers like the Coeur D'Alene and St Joe. It is a remarkable fly that can guarantee success.

With Jerry employing his balanced concept with the fly, you can fish this fly in a still position under an indicator, or strip it towards you, giving it the movement of an unbalanced bugger. Both techniques are effective and you can also combine the two to see what attracts the fish.

This is a fly that you must have if you fish still waters.

Hook: Daiichi 4640 or 4647 Heavy Wire 60 degree jig hook or equivalent size 10.

Thread: Black 8/0.

Bead: 1/8" Tungsten Black Nickel.

Pin: Size 20 1 1/4" Dressmaker pin cut to length or 3/4" Applique pin.

Tail: Black Marabou with Two strands of gold Flashabou on each side of tail.

Body: Peacock Cactus Chenille.

Superglue: Krazy Super Glue.



Pinch the barb down, insert hook in vise and line the hook with thread. Put bead on pin countersunk side of hole first and then holding pin in your fingers place pin on top of hook and gage required length of pin. See mark on pin showing where to cut it. Thread wraps shown are just to hold pin in place so picture could be taken.



Cut pin to length with diagonal cutters and lash pin to hook loosely. Half-hitch thread, cut thread and remove hook from vise to test balance. Bend of hook should be above eye so that when materials are added the hook will balance out close to horizontal. Wiggle pin to move bead further away or closer to eye to achieve this.

Reinsert hook in vise, start thread and do more thread wraps to hold bead in place on pin and pin on the hook. Coat thread with super glue and place more wraps of thread. Strip a clump of marabou and tie it on with about a hook shank length sticking out beyond the beginning of the bend of the hook.

Double over a strip of Flashabou and tie it onto the shank of the hook. Pull two strands of Flashabou down along each side of the hook and wrap thread over them to hold in place. Trim ends just longer than the ends of the marabou.

Strip the end of the chenille to expose the inner cord. Tie in the chenille. Wrap chenille forward on the hook.

Tie off chenille, trim off extra length and whip finish.



Inland Empire Fly Fishing Club—Spokane, Washington

2025 IEFFC OFFICERS

Your IEFFC Officers for 2025



Bryan Harman
Vice President



Guy Gregory
President



Lee Funkhouser
Treasurer



Jeff Pope
Secretary



Stephanie Stephens
Board Member



Phil Beck
Board Member



Matt Mason
Board Member

JOINING FFI

There is no better time to consider joining FFI than now. It's easy and you will be joining a number of IEFFC members already involved in the organization.

To Join FFI simply go to the website listed:
<http://www.flyfishersinternational.org/>
Click Membership, Click join then the blue round button.
Join the FFI today



Fly Fishers International
Conserve, Restore and Educate Through Fly Fishing

The Inland Empire Fly Fishing Club
FFI Charter Member and McKenzie Plaque Winner
The WSCIFFF through your support can continue our mission to *conserve* and *restore* our resources, and *educate* fly fishers in our sport and grow advocacy for fish and fisheries.

Submissions for publication in the Fly Leaf can be made by contacting the FlyLeaf Editor at flyleaf.ieffc@gmail.com. Articles should be submitted by the last Friday of the month for inclusion in the following months newsletter.